



better



quality



light

www.ecolite-eg.com
better quality light

Lighting solutions
Catalogue

EIG PROFILE


Well-established company in the Egyptian market specialized in:

- Lighting Industry in complete lighting solution.
- Steel & Cable Trays
- Galvanization

The production facility is located at 1st industrial zone, Ismailia Egypt. **EIG** is equipped with the Highest technology, aligned with professional workers who are trained to design and manufacture products according to the highest standards of quality.

All products comply with the Egyptian and European standards and certified by the most renowned international testing and certification institutes including VDE, IMQ, and SEMKO.

BRAND EQUITY

- EIG is certified from ISO 14001 & 9001 as lighting certified factory.
- We build our NEW brand  based on extensive experience in lighting field and market insights.
- We believe in customer satisfaction and our consumer needs are of high priority to us. Accordingly, we offer high-quality products with affordable prices.
- EIG is an expert entity in the lighting field owning cornerstone financial capabilities backed up by a firm, experienced team who can spot and analyze opportunities in the wide land of Egypt that is portrayed as a blooming, fruitful market for those who focus and eager to win.

LED Bulb

A60-A65-A70-A80 / E27



Cool daylight
6500 K


warm white
3000 K



Benefits

- High luminous efficacy and reliability
- 4 years guarantee
- Life Time 25,000 Hrs

Areas of Application



Houses

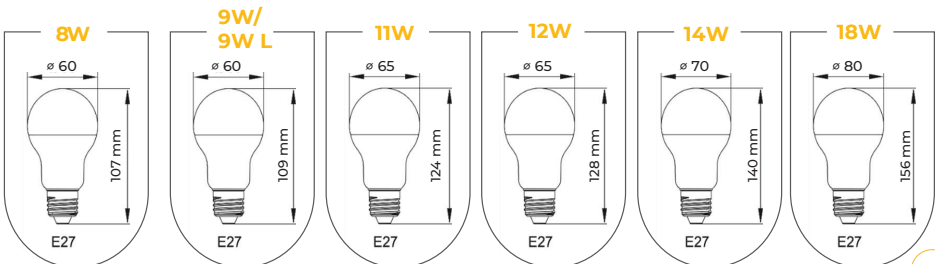


Retail



Hospitality

Dimensions





8W



9W



11W

Power (W)
Current (mA)
Luminous Flux (Lumen)

8W
60
800

9W/ 9W L
65 / 70
900/900L

11W
55
1100



12W



14W



18W

Power (W)
Current (mA)
Luminous Flux (Lumen)

12W
95
1200

14W
115
1400

18W
140
1800

Technical data

- **IP** 20
- **Voltage** 220-240V
- **Frequency** 50/60Hz
- **Luminous efficacy** 100 lm/W
- **CRI** Ra ≥ 80
- **Beam angle** 200°

LED Candle - Decorative

C35-CF35 / E14



Benefits

- High luminous efficacy and reliability.
- 4 years guarantee.
- Life Time 25,000 Hrs



Power (W)	5W
Current (mA)	45
Luminous Flux (Lumen)	400
Luminous efficacy	80

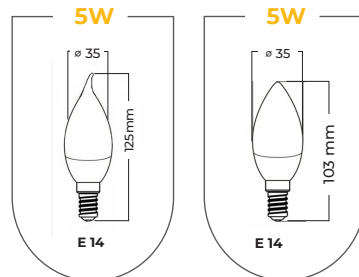
5W
45
400
80

5W
45
450
90

Technical data

- IP 20
- Voltage 220-240V
- Frequency 50/60Hz
- CRI Ra ≥ 80
- Beam angle 180°

Dimensions



LED Spot MR 16

MR 16 / GU5.3



Benefits

- High luminous efficacy and reliability.
- 4 years guarantee.
- Life Time 25,000 Hrs



Power (W)	5W
Current (mA)	45
Luminous Flux (Lumen)	470

Technical data

- IP 20
- Voltage 220-240V
- Frequency 50/60Hz
- Luminous efficacy 94 lm/W
- CRI Ra ≥ 80
- Beam angle 36°

Dimensions



LED Bulb Mini Globe

T80- T100- T120 / E27



Cool daylight
6500 K



Benefits

- High luminous efficacy and reliability.
- 4 years guarantee.
- Life Time 25,000 Hrs

Areas of Application



Houses

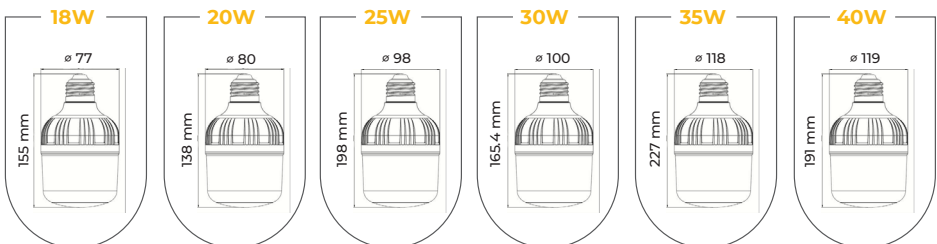


Retail



Hospitality

Dimensions





18W



20W



25W

Power (W)
Current (mA)
Luminous Flux (Lumen)

18W
90
1800

20W
176
2000

25W
125
2500



30W



35W



40W

Power (W)
Current (mA)
Luminous Flux (Lumen)

30W
250
3000

35W
175
3500

40W
350
4000

Technical data

- **IP** 20
- **Voltage** 220-240V
- **Frequency** 50/60Hz
- **Luminous efficacy** 100 lm/W
- **CRI** Ra ≥ 80
- **Beam angle** 180°

LED Tube

T8 Led tube light 60CM / 120CM




Benefits

- High luminous efficacy and reliability.
- 5 years guarantee.
- Life Time 50,000 Hrs

Cool daylight
6500 K



Areas of Application



Houses

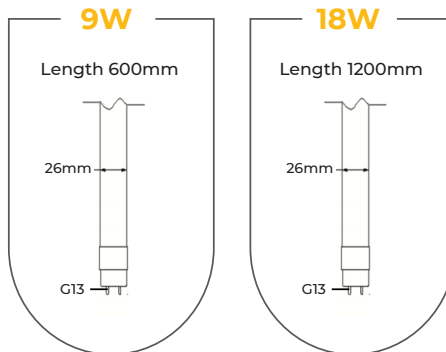



Retail



Hospitality

Dimensions





Power (W)
Current (mA)
Luminous Flux (Lumen)

9W
45
900

18W
90
1800

Technical data

- **IP** 20
- **Luminous efficacy** 100 lm/W
- **Voltage** 220-240V
- **CRI** Ra ≥ 80
- **Frequency** 50/60Hz
- **Beam angle** 180°

LED Slim panel

Recessed mounted Slim panel



Benefits

- High luminous efficacy and reliability.
- 4 years guarantee.
- Life Time 25,000 Hrs

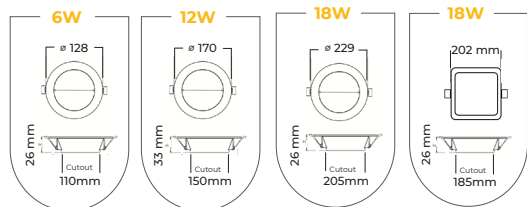


	6W	12W	18W
Power (W)	6W	12W	18W
Current (mA)	30	60	90
Luminous Flux (Lumen)	540	1080	1620
Luminous efficacy (Lm/W)	90	90	90

Technical data

- **IP** 20
- **Voltage** 220-240V
- **Frequency** 50/60Hz
- **CRI** Ra ≥ 80
- **Beam angle** 110°

Dimensions



LED Downlight

Recessed mounted downlight



Benefits

- High luminous efficacy and reliability.
- 4 years guarantee.
- Life Time 25,000 Hrs

Cool daylight
6500 K

warm white
3000 K



Cool daylight
6500 K



4W



6W



12W



16W



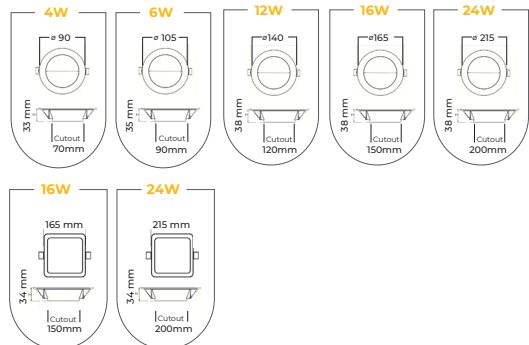
24W

Power (W)	4W	6W	12W	16W	24W
Current (mA)	35	50	95	130	195
Luminous Flux (Lumen)	360	540	1080	1440	2160
Luminousefficacy (Lm/W)	90	90	90	90	90

Technical data

- IP 20
- Voltage 220-240V
- Frequency 50/60Hz
- CRI Ra ≥ 80
- Beam angle 110°

Dimensions



LED Spot Fixed

Recessed mounted spotlight



Benefits

- High luminous efficacy and reliability.
- 4 years guarantee.
- Life Time 25,000 Hrs

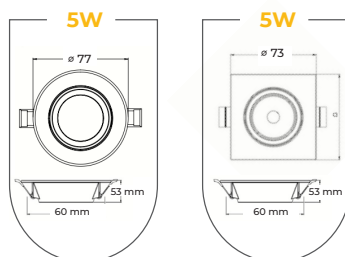


Power (W)	5W
Current (mA)	45
Luminous Flux (Lumen)	400

Technical data

- IP 20
- Voltage 220-240V
- Frequency 50/60Hz
- Luminous efficacy 80 lm/W
- CRI Ra ≥ 80
- Beam angle 36°

Dimensions



LED Spot Rotatable

Recessed mounted spotlight



Benefits

- High luminous efficacy and reliability.
- 4 years guarantee.
- Life Time 25,000 Hrs



warm white
3000 K



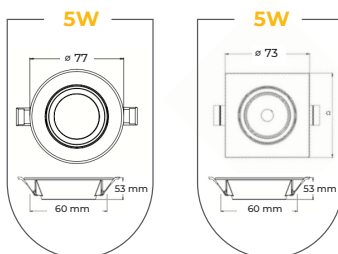
5W

Power (W)	5W
Current (mA)	45
Luminous Flux (Lumen)	400

Technical data

- IP 20
- Voltage 220-240V
- Frequency 50/60Hz
- Luminous efficacy 80 lm/W
- CRI Ra ≥ 80
- Beam angle 40°

Dimensions



LED Backlit

Recessed mounted backlit




Benefits


- High luminous efficacy and reliability.
- 3 years guarantee.
- Life Time 30,000 Hrs

Cool daylight
6500 K


Cool white
4000 K



Areas of Application



Houses

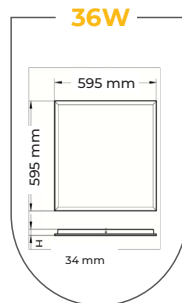



Retail



Hospitality

Dimensions





Power (W)
Current (mA)
LuminousFlux(Lumen)

36W
180
3600

Technical data

- **IP** 20
- **Voltage** 220-240V
- **Frequency** 50/60Hz
- **Luminous efficacy** 100 lm/W
- **CRI** Ra ≥ 80
- **Beam angle** 120°

LED Floodlight

Led outdoor lighting



Benefits

- High luminous efficacy and reliability.
- 5 years guarantee.
- Life Time 50,000 Hrs


Cool daylight
6500 K




Areas of Application



Courts

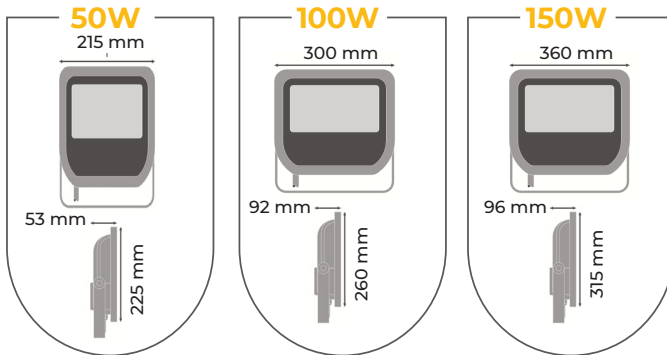


Facade lighting



Landscape

Dimensions





Power (W)	50W	100W	150W
Current (mA)	252	505	757
Luminous Flux (Lumen)	5000	10000	15000

Technical data

- **IP** 65
- **IK** 08
- **Voltage** 220-240V
- **Frequency** 50/60Hz
- **Luminous efficacy** 100 lm/W
- **CRI** Ra ≥ 80
- **Beam angle** 120°

06 434 94276
06 434 94275
06 434 94440

1st industrial zone, Ismailia, Egypt
Info@ecolite-eg.com
www.ecolite-eg.com

eig ELSEWEDY
INDUSTRIAL
GROUP

